

2010-2011 Departmental Budget Listing

University-wide Activities Volume 11

Table of Contents

<u>Description</u>	<u>Volume</u>	<u>Page</u>
Preface		
Data Elements and Definitions for Departmental Budget Listing.....	1-10.....	i
Major Personal Service Categories	1-10.....	vi
University-wide Activities		
Subprograms 23 through 98	11.....	5685
Subprogram 44 – Computing Service Network	11.....	5744
Alphabetical Index of Cost Objects.....	11.....	5770
Numerical Index of Cost Objects	11.....	5773
Alphabetical Index of Staff	11.....	5775

Data Elements and Definitions for Departmental Budget Listing

The Departmental Budget Document contains the detail of expenditures by subprogram, department, and

Data Elements and Definitions for Departmental Budget Listing
(Continued)

Description (Cost Element & Employee Name)	SPC STA	Title	Position	Job Class	Term	Hours	Annual Hours	Pay Rate	FTE	Perm. Budget
--------------------------------------------------	------------	-------	----------	--------------	------	-------	-----------------	-------------	-----	-----------------

Data Elements and Definitions for Departmental Budget Listing
(Continued)

Description (Cost Element & Employee Name)	SPC STA	Title	Position	Job Class	Term	Hours	Annual Hours	Pay Rate	FTE	Perm. Budget
--------------------------------------------------	------------	-------	----------	--------------	------	-------	-----------------	-------------	-----	-----------------

Description

- 442310 – Application Fees – Graduate
- 442420 – Change of Schedule Fees
- 442710 – Graduation Processing Fees
- 442800 – Late Payment Fees
- 442810 – Other Student Fees
- 450000 – Sales and Services
- 459950 – Sales & Services Offset – Debit
- 460000 – Restricted Revenue
- 461000 – Federal Grants and Contracts
- 461900 – Indirect Costs – Federal
- 464000 – Private Gifts and Contracts
- 464320 – Professional Fees – Contract
- 490000 – Other Revenues
- 490100 – Miscellaneous Cash Income
- 490200 – Miscellaneous Other Income
- 833428 – U-Wide Act Adj. – Debit

Data Elements and Definitions for Departmental Budget Listing

(Continued)

Description (Cost Element & Employee Name)	SPC STA	Title	Position	Job Class	Term	Hours	Annual Hours	Pay Rate	FTE	Perm. Budget
--------------------------------------------------	------------	-------	----------	--------------	------	-------	-----------------	-------------	-----	-----------------

Description

Term.....This code indicates the length of the appointments, as well as the period of time payments are made.
 “00” – 12-month appointment paid over 12 months
 “01” – Academic year appointment paid over 9 months
 “02” – Academic year appointment paid over 12 months
 “03” – 10 month appointment paid over 10 months
 “04” – 10 month appointment paid over 12 months
 “05” – Summer session appointment
 “06” – Fall semester appointment
 “07” – Spring semester appointment
 “08” – Other
 “09” – Spring semester appointment paid over 8 months
 “11” – 11 month appointment paid over 12 months

Hours.....This field indicates the weekly work hours funded for the position (not provided for salaried employees).

Annual HoursThis field indicates the estimated annual work hours funded for the position (not provided for salaried employees).

Pay RateThis field contains the hourly pay rate for individuals paid on the basis of hours reported (not provided for salaried employees).

Full-time EquivalentThis column indicates the measurement of each individual staff position in relation to a full-time position. It is that fraction of a calendar year during which an employee in this position would normally be paid for active work. Please note that the full-time equivalent column applies to the position and not to the individual filling the position.

Permanent Budget.....This is the annual amount budgeted.

Major Personal Services Categories

- FacultyFaculty includes anyone defined as faculty in Section 3.1.1.1 of the Regents' Bylaws (including T.B.A.'s) with the academic rank of assistant instructor and above. The faculty FTE or departmental chairpersons is decreased by 60 percent. Extension agents who hold faculty status are also counted as faculty.
- Other AcademicOther academic staff are defined in Section 3.1.1.2 of the Regents' Bylaws and includes all research associates (including postdoctoral), research assistants, graduate assistants, teaching assistants, teaching fellows, and house officers.
- Academic
Administrators.....Academic Administrators are defined in Section 3.1.1.1 of the Regents' Bylaws as those persons who administer the functions carried out by the faculty. This includes faculty and administrative officers designated by the Board of Regents:

GENERAL OPERATING BUDGET
DEPARTMENTAL BUDGET LISTING
 Fiscal Period July 1, 2010 through June 30, 2011
UNIVERSITY OF NEBRASKA CENTRAL ADMINISTRATION
EXCLUDING UNCSN

SUB PROGRAM:
 DEPARTMENT:
 COST OBJECT:

DESCRIPTION	TITLE	POSITION	JOB CLASS	TERM	ANNUAL HOURS	PAY RATE	FTE	PERMANENT BUDGET
OPERATING EXPENSE								
TOTAL NET OPERATING EXPENSES								618,955
COST OBJECT TOTAL								618,955

GENERAL OPERATING BUDGET
DEPARTMENTAL BUDGET LISTING
Fiscal Period July 1, 2010 through June 30, 2011
UNIVERSITY OF NEBRASKA CENTRAL ADMINISTRATION
EXCLUDING UNCSN

SUB PROGRAM:

COST OBJECT:

TITLE

GENERAL OPERATING BUDGET
DEPARTMENTAL BUDGET LISTING
Fiscal Period July 1, 2010 through June 30, 2011
UNIVERSITY OF NEBRASKA CENTRAL ADMINISTRATION
EXCLUDING UNCSN

TITLE

GENERAL OPERATING BUDGET
DEPARTMENTAL BUDGET LISTING
Fiscal Period July 1, 2010 through June 30, 2011
UNIVERSITY OF NEBRASKA CENTRAL ADMINISTRATION
EXCLUDING UNCSN

SUB PROGRAM:
DEPARTMENT:
COST OBJECT:

DESCRIPTION	TITLE	POSITION	JOB CLASS	TERM	ANNUAL HOURS	PAY RATE	FTE	PERMANENT BUDGET	
NONFACULTY									
512100 ADMINISTRATIVE - PERMANENT									
	TOTAL Choobineh, F Fred						1.00	204,097	
513000 MGR/PROFESSIONAL SAL									
	TOTAL Roth, Karla Marie						1.00	41,911	
	TOTAL Vogel, Stephanie J						1.00	51,500	
	TOTAL Zulkoski-Benson, Sarah D						1.00	48,845	
	TOTAL 513000 MGR/PROFESSIONAL SAL						2.000	96,215	
514000 CLER/TECH/SERV WAGES									
	TOTAL Simnitt, Nancy J						1.00	41,759	
	SUBTOTAL NONFACULTY							2.700	194,719
	SUBTOTAL SALARIES & WAGES							2.700	194,719
BENEFITS									
	SUBTOTAL BENEFITS								47,754
	TOTAL PERSONAL SERVICES								242,473
OPERATING EXPENSE									
	TOTAL NET OPERATING EXPENSES								1,757,527
	COST OBJECT TOTAL								2,000,000

GENERAL OPERATING BUDGET
DEPARTMENTAL BUDGET LISTING
Fiscal Period July 1, 2010 through June 30, 2011
UNIVERSITY OF NEBRASKA CENTRAL ADMINISTRATION
EXCLUDING UNCSN

SUB PROGRAM:
DEPARTMENT:
COST OBJECT:

TITLE

GENERAL OPERATING BUDGET
DEPARTMENTAL BUDGET LISTING
 Fiscal Period July 1, 2010 through June 30, 2011
UNIVERSITY OF NEBRASKA CENTRAL ADMINISTRATION
EXCLUDING UNCSN

SUB PROGRAM:
 DEPARTMENT:
 COST OBJECT:

DESCRIPTION	TITLE	POSITION	JOB CLASS	TERM	ANNUAL HOURS	PAY RATE	FTE	PERMANENT BUDGET
OPERATING EXPENSE								
TOTAL NET OPERATING EXPENSES								11,000,000
COST OBJECT TOTAL								11,000,000

GENERAL OPERATING BUDGET
DEPARTMENTAL BUDGET LISTING
 Fiscal Period July 1, 2010 through June 30, 2011
UNIVERSITY OF NEBRASKA CENTRAL ADMINISTRATION
EXCLUDING UNCSN

SUB PROGRAM:
DEPARTMENT:
COST OBJECT:

DESCRIPTION	TITLE	POSITION	JOB CLASS	TERM	ANNUAL HOURS	PAY RATE	FTE	PERMANENT BUDGET
OPERATING EXPENSE								
TOTAL NET OPERATING EXPENSES								4,167,110
COST OBJECT TOTAL								4,167,110

GENERAL OPERATING BUDGET
 DEPARTMENTAL BUDGET LISTING
 Fiscal Period July 1, 2010 through June 30, 2011
 UNIVERSITY OF NEBRASKA CENTRAL ADMINISTRATION
 EXCLUDING UNCSN

SUB PROGRAM:
 DEPARTMENT:
 COST OBJECT:

DESCRIPTION	TITLE	POSITION	JOB CLASS	TERM	ANNUAL HOURS	PAY RATE	FTE	PERMANENT BUDGET
NONFACULTY								
512100 ADMINISTRATIVE - PERMANENT								
514000 CLER/TECH/SERV WAGES								
	TOTAL Holdren, Jeanne						1.00	50,426
SUBTOTAL NONFACULTY								164,072

SALARIES & SERV WAGES

GENERAL OPERATING BUDGET
DEPARTMENTAL BUDGET LISTING
Fiscal Period July 1, 2010 through June 30, 2011
UNIVERSITY OF NEBRASKA CENTRAL ADMINISTRATION
EXCLUDING UNCSN

SUB PROGRAM:
DEPARTMENT:
COST OBJECT:

DESCRIPTION	TITLE	POSITION	JOB CLASS	TERM	ANNUAL HOURS	PAY RATE	FTE	PERMANENT BUDGET
NONFACULTY								
512100 ADMINISTRATIVE - PERMANENT								
	TOTAL Milliken, James B						1.00	366,519
	TOTAL 512100 ADMINISTRATIVE - PERMANENT						1.880	444,773
513000 MGR/PROFESSIONAL SAL								
	TOTAL 513000 MGR/PROFESSIONAL SAL						1.875	119,469
514000 CLER/TECH/SERV WAGES								
	TOTAL Hausmann, Alicia A						1.00	30,984
	TOTAL Spanel, Sheila K						1.00	27,816
	TOTAL 514000 CLER/TECH/SERV WAGES						1.625	48,449
	SUBTOTAL NONFACULTY						5.380	612,691
	SUBTOTAL SALARIES & WAGES						5.380	612,691
BENEFITS								
	SUBTOTAL BENEFITS							128,734
	TOTAL PERSONAL SERVICES							741,425
OPERATING EXPENSE								
	TOTAL NET OPERATING EXPENSES							163,500
	COST OBJECT TOTAL							904,925

GENERAL OPERATING BUDGET
DEPARTMENTAL BUDGET LISTING
Fiscal Period July 1, 2010 through June 30, 2011
UNIVERSITY OF NEBRASKA CENTRAL ADMINISTRATION
EXCLUDING UNCSN

SUB PROGRAM:
DEPARTMENT:
COST OBJECT:

TITLE

GENERAL OPERATING BUDGET
DEPARTMENTAL BUDGET LISTING
 Fiscal Period July 1, 2010 through June 30, 2011
UNIVERSITY OF NEBRASKA CENTRAL ADMINISTRATION
EXCLUDING UNCSN

SUB PROGRAM:
 DEPARTMENT:
 COST OBJECT:

DESCRIPTION	TITLE	POSITION	JOB CLASS	TERM	ANNUAL HOURS	PAY RATE	FTE	PERMANENT BUDGET
NONFACULTY								
512100 ADMINISTRATIVE - PERMANENT								
513000 MGR/PROFESSIONAL SAL								
	SUBTOTAL NONFACULTY						2.000	189,123
	SUBTOTAL SALARIES & WAGES						2.000	189,123
BENEFITS								
	SUBTOTAL BENEFITS							42,742
	TOTAL PERSONAL SERVICES							231,865
OPERATING EXPENSE								
	TOTAL NET OPERATING EXPENSES							10,000
	COST OBJECT TOTAL							241,865

GENERAL OPERATING BUDGET
 DEPARTMENTAL BUDGET LISTING
 Fiscal Period July 1, 2010 through June 30, 2011
 UNIVERSITY OF NEBRASKA CENTRAL ADMINISTRATION
 EXCLUDING UNCSN

SUB PROGRAM:
 DEPARTMENT:
 COST OBJECT:

DESCRIPTION	TITLE	POSITION	JOB CLASS	TERM	ANNUAL HOURS	PAY RATE	FTE	PERMANENT BUDGET
NONFACULTY								
512100 ADMINISTRATIVE - PERMANENT								
							3.000	431,787
TOTAL 512100 ADMINISTRATIVE - PERMANENT								
513000 MGR/PROFESSIONAL SAL								
							4.000	204,735
TOTAL 513000 MGR/PROFESSIONAL SAL								
514000 CLER/TECH/SERV WAGES								
SUBTOTAL NONFACULTY							8.000	671,644
SUBTOTAL SALARIES & WAGES							8.000	671,644
BENEFITS								
SUBTOTAL BENEFITS								140,150
TOTAL PERSONAL SERVICES								811,794
OPERATING EXPENSE								

GENERAL OPERATING BUDGET
DEPARTMENTAL BUDGET LISTING
 Fiscal Period July 1, 2010 through June 30, 2011
UNIVERSITY OF NEBRASKA CENTRAL ADMINISTRATION
EXCLUDING UNCSN

SUB PROGRAM:
 DEPARTMENT:
 COST OBJECT:

DESCRIPTION	TITLE	POSITION	JOB CLASS	TERM	ANNUAL HOURS	PAY RATE	FTE	PERMANENT BUDGET
OPERATING EXPENSE								
TOTAL NET OPERATING EXPENSES								330,000
COST OBJECT TOTAL								330,000

GENERAL OPERATING BUDGET
DEPARTMENTAL BUDGET LISTING
 Fiscal Period July 1, 2010 through June 30, 2011
UNIVERSITY OF NEBRASKA CENTRAL ADMINISTRATION
EXCLUDING UNCSN

SUB PROGRAM:
 DEPARTMENT:
 COST OBJECT:

DESCRIPTION	TITLE	POSITION	JOB CLASS	TERM	ANNUAL HOURS	PAY RATE	FTE	PERMANENT BUDGET
OPERATING EXPENSE								
TOTAL NET OPERATING EXPENSES								25,000
COST OBJECT TOTAL								25,000

GENERAL OPERATING BUDGET
DEPARTMENTAL BUDGET LISTING
Fiscal Period July 1, 2010 through June 30, 2011
UNIVERSITY OF NEBRASKA CENTRAL ADMINISTRATION
EXCLUDING UNCSN

SUB PROGRAM:
DEPARTMENT:
COST OBJECT:

DESCRIPTION	TITLE	POSITION	JOB CLASS	TERM	ANNUAL HOURS	PAY RATE	FTE	PERMANENT BUDGET
NONFACULTY								
512100 ADMINISTRATIVE - PERMANENT								
	TOTAL Levitov, Peter S						1.00	103,558
	TOTAL Odabasi, Turan Paul						1.00	102,905
	TOTAL 512100 ADMINISTRATIVE - PERMANENT						5.930	734,938
514000 CLER/TECH/SERV WAGES								
516000 STUDENT WAGES								
518955 NEGATIVE BUDGET-ACAD/ADMIN WAGES								
	SUBTOTAL NONFACULTY						7.430	720,910
	SUBTOTAL SALARIES & WAGES						7.430	720,910
BENEFITS								
	SUBTOTAL BENEFITS							141,593
	TOTAL PERSONAL SERVICES							862,503
OPERATING EXPENSE								
	TOTAL NET OPERATING EXPENSES							27,500

GENERAL OPERATING BUDGET
DEPARTMENTAL BUDGET LISTING
Fiscal Period July 1, 2010 through June 30, 2011
UNIVERSITY OF NEBRASKA CENTRAL ADMINISTRATION
EXCLUDING UNCSN

SUB PROGRAM:
DEPARTMENT:
COST OBJECT:

DESCRIPTION	TITLE	POSITION
-------------	-------	----------

GENERAL OPERATING BUDGET
DEPARTMENTAL BUDGET LISTING
Fiscal Period July 1, 2010 through June 30, 2011
UNIVERSITY OF NEBRASKA CENTRAL ADMINISTRATION
EXCLUDING UNCSN

SUB PROGRAM:
DEPARTMENT:
COST OBJECT:

TITLE

GENERAL OPERATING BUDGET
DEPARTMENTAL BUDGET LISTING
Fiscal Period July 1, 2010 through June 30, 2011
UNIVERSITY OF NEBRASKA CENTRAL ADMINISTRATION
EXCLUDING UNCSN

SUB PROGRAM:

COST OBJECT:

TITLE

GENERAL OPERATING BUDGET
DEPARTMENTAL BUDGET LISTING
 Fiscal Period July 1, 2010 through June 30, 2011
UNIVERSITY OF NEBRASKA CENTRAL ADMINISTRATION
EXCLUDING UNCSN

SUB PROGRAM:
 DEPARTMENT:
 COST OBJECT:

DESCRIPTION	TITLE	POSITION	JOB CLASS	TERM	ANNUAL HOURS	PAY RATE	FTE	PERMANENT BUDGET
TOTAL NET OPERATING EXPENSES								91,327
COST OBJECT TOTAL								1,403,876

GENERAL OPERATING BUDGET
DEPARTMENTAL BUDGET LISTING
 Fiscal Period July 1, 2010 through June 30, 2011
UNIVERSITY OF NEBRASKA CENTRAL ADMINISTRATION
EXCLUDING UNCSN

SUB PROGRAM:
 DEPARTMENT:
 COST OBJECT:

DESCRIPTION	TITLE	POSITION	JOB CLASS	TERM	ANNUAL HOURS	PAY RATE	FTE	PERMANENT BUDGET
OPERATING EXPENSE								
TOTAL NET OPERATING EXPENSES								35,000
COST OBJECT TOTAL								35,000

GENERAL OPERATING BUDGET
DEPARTMENTAL BUDGET LISTING
 Fiscal Period July 1, 2010 through June 30, 2011
UNIVERSITY OF NEBRASKA CENTRAL ADMINISTRATION
EXCLUDING UNCSN

SUB PROGRAM:
 DEPARTMENT:
 COST OBJECT:

DESCRIPTION	TITLE	POSITION	JOB CLASS	TERM	ANNUAL HOURS	PAY RATE	FTE	PERMANENT BUDGET
OPERATING EXPENSE								
TOTAL NET OPERATING EXPENSES								130,000
COST OBJECT TOTAL								130,000

GENERAL OPERATING BUDGET
DEPARTMENTAL BUDGET LISTING
 Fiscal Period July 1, 2010 through June 30, 2011
UNIVERSITY OF NEBRASKA CENTRAL ADMINISTRATION
EXCLUDING UNCSN

SUB PROGRAM:
 DEPARTMENT:
 COST OBJECT:

DESCRIPTION	TITLE	POSITION	JOB CLASS	TERM	ANNUAL HOURS	PAY RATE	FTE	PERMANENT BUDGET
OPERATING EXPENSE								
TOTAL NET OPERATING EXPENSES								70,000
COST OBJECT TOTAL								70,000

GENERAL OPERATING BUDGET
DEPARTMENTAL BUDGET LISTING
 Fiscal Period July 1, 2010 through June 30, 2011
UNIVERSITY OF NEBRASKA CENTRAL ADMINISTRATION
EXCLUDING UNCSN

SUB PROGRAM:
 DEPARTMENT:
 COST OBJECT:

DESCRIPTION	TITLE	POSITION	JOB CLASS	TERM	ANNUAL HOURS	PAY RATE	FTE	PERMANENT BUDGET
OPERATING EXPENSE								
TOTAL NET OPERATING EXPENSES								50,000
COST OBJECT TOTAL								50,000

GENERAL OPERATING BUDGET
DEPARTMENTAL BUDGET LISTING
 Fiscal Period July 1, 2010 through June 30, 2011
UNIVERSITY OF NEBRASKA CENTRAL ADMINISTRATION
EXCLUDING UNCSN

SUB PROGRAM:
 DEPARTMENT:
 COST OBJECT:

DESCRIPTION	TITLE	POSITION	JOB CLASS	TERM	ANNUAL HOURS	PAY RATE	FTE	PERMANENT BUDGET
OPERATING EXPENSE								
TOTAL NET OPERATING EXPENSES								100,000
COST OBJECT TOTAL								100,000

GENERAL OPERATING BUDGET
DEPARTMENTAL BUDGET LISTING
Fiscal Period July 1, 2010 through June 30, 2011
UNIVERSITY OF NEBRASKA CENTRAL ADMINISTRATION
EXCLUDING UNCSN

SUB PROGRAM:
DEPARTMENT:
COST OBJECT:

DESCRIPTION	TITLE	POSITION
-------------	-------	----------

GENERAL OPERATING BUDGET
DEPARTMENTAL BUDGET LISTING
 Fiscal Period July 1, 2010 through June 30, 2011
UNIVERSITY OF NEBRASKA CENTRAL ADMINISTRATION
EXCLUDING UNCSN

SUB PROGRAM:
DEPARTMENT:
COST OBJECT:

DESCRIPTION	TITLE	POSITION	JOB CLASS	TERM	ANNUAL HOURS	PAY RATE	FTE	PERMANENT BUDGET
OPERATING EXPENSE								
TOTAL NET OPERATING EXPENSES								120,000
COST OBJECT TOTAL								120,000

GENERAL OPERATING BUDGET
DEPARTMENTAL BUDGET LISTING
Fiscal Period July 1, 2010 through June 30, 2011
UNIVERSITY OF NEBRASKA CENTRAL ADMINISTRATION
EXCLUDING UNCSN

SUB PROGRAM:

COST OBJECT:


TITLE

GENERAL OPERATING BUDGET
DEPARTMENTAL BUDGET LISTING
Fiscal Period July 1, 2010 through June 30, 2011
UNIVERSITY OF NEBRASKA CENTRAL ADMINISTRATION
EXCLUDING UNCSN

SUB PROGRAM:
DEPARTMENT:
COST OBJECT:

DESCRIPTION	TITLE	POSITION	JOB CLASS	TERM	ANNUAL HOURS	PAY RATE	FTE	PERMANENT BUDGET
-------------	-------	----------	-----------	------	--------------	----------	-----	------------------

NONFACULTY
512100 ADMINISTRATIVE - PERMANENT



GENERAL OPERATING BUDGET
DEPARTMENTAL BUDGET LISTING
 Fiscal Period July 1, 2010 through June 30, 2011
UNIVERSITY OF NEBRASKA CENTRAL ADMINISTRATION
EXCLUDING UNCSN

SUB PROGRAM:
DEPARTMENT:
COST OBJECT:

DESCRIPTION	TITLE	POSITION	JOB CLASS	TERM	ANNUAL HOURS	PAY RATE	FTE	PERMANENT BUDGET
OPERATING EXPENSE								
TOTAL NET OPERATING EXPENSES								60,000
COST OBJECT TOTAL								60,000

GENERAL OPERATING BUDGET
DEPARTMENTAL BUDGET LISTING
 Fiscal Period July 1, 2010 through June 30, 2011
UNIVERSITY OF NEBRASKA CENTRAL ADMINISTRATION
EXCLUDING UNCSN


SUB PROGRAM:
 DEPARTMENT:
 COST OBJECT:

DESCRIPTION	TITLE	POSITION	JOB CLASS	TERM	ANNUAL HOURS	PAY RATE	FTE	PERMANENT BUDGET
OPERATING EXPENSE								
TOTAL NET OPERATING EXPENSES								83,930
COST OBJECT TOTAL								83,930

GENERAL OPERATING BUDGET
DEPARTMENTAL BUDGET LISTING
 Fiscal Period July 1, 2010 through June 30, 2011
UNIVERSITY OF NEBRASKA CENTRAL ADMINISTRATION
EXCLUDING UNCSN

SUB PROGRAM:
 DEPARTMENT:
 COST OBJECT:

DESCRIPTION	TITLE	POSITION	JOB CLASS	TERM	ANNUAL HOURS	PAY RATE	FTE	PERMANENT BUDGET	
NONFACULTY									
513000 MGR/PROFESSIONAL SAL									
518960 NEGATIVE BUDGET-MGR/PROF WAGES									
	SUBTOTAL NONFACULTY							1.000	0
	SUBTOTAL SALARIES & WAGES							1.000	0
	TOTAL PERSONAL SERVICES								0
OPERATING EXPENSE									
	TOTAL NET OPERATING EXPENSES								2,700,000
	COST OBJECT TOTAL								2,700,000



GENERAL OPERATING BUDGET
DEPARTMENTAL BUDGET LISTING
Fiscal Period July 1, 2010 through June 30, 2011
UNIVERSITY OF NEBRASKA CENTRAL ADMINISTRATION
EXCLUDING UNCSN

SUB PROGRAM:
DEPARTMENT:
COST OBJECT:

DESCRIPTION	TITLE	POSITION	JOB CLASS	TERM	ENDDURL
-------------	-------	----------	--------------	------	---------

GENERAL OPERATING BUDGET
DEPARTMENTAL BUDGET LISTING
Fiscal Period July 1, 2010 through June 30, 2011
UNIVERSITY OF NEBRASKA CENTRAL ADMINISTRATION
EXCLUDING UNCSN

SUB PROGRAM:
DEPARTMENT:
COST OBJECT:

DESCRIPTION	TITLE	POSITION	JOB CLASS	TERM	ANNUAL HOURS	PAY RATE	FTE	PERMANENT BUDGET
NONFACULTY								
512100 ADMINISTRATIVE - PERMANENT								
513000 MGR/PROFESSIONAL SAL								
514000 CLER/TECH/SERV WAGES								
518955 NEGATIVE BUDGET-ACAD/ADMIN WAGES								
518960 NEGATIVE BUDGET-MGR/PROF WAGES								
518965 NEGATIVE BUDGET-OFFICE/SERVICE WAGES								
SUBTOTAL NONFACULTY							2.800	0
SUBTOTAL SALARIES & WAGES							2.800	0
TOTAL PERSONAL SERVICES								0
OPERATING EXPENSE								
TOTAL NET OPERATING EXPENSES								0
COST OBJECT TOTAL								0

GENERAL OPERATING BUDGET
DEPARTMENTAL BUDGET LISTING
 Fiscal Period July 1, 2010 through June 30, 2011
UNIVERSITY OF NEBRASKA CENTRAL ADMINISTRATION
EXCLUDING UNCSN

SUB PROGRAM:
 DEPARTMENT:
 COST OBJECT:

DESCRIPTION	TITLE	POSITION	JOB CLASS	TERM	ANNUAL HOURS	PAY RATE	FTE	PERMANENT BUDGET
OPERATING EXPENSE								
TOTAL NET OPERATING EXPENSES								0
COST OBJECT TOTAL								0

GENERAL OPERATING BUDGET
DEPARTMENTAL BUDGET LISTING
 Fiscal Period July 1, 2010 through June 30, 2011
UNIVERSITY OF NEBRASKA CENTRAL ADMINISTRATION
EXCLUDING UNCSN

SUB PROGRAM:
 DEPARTMENT:
 COST OBJECT:

DESCRIPTION	TITLE	POSITION	JOB CLASS	TERM	ANNUAL HOURS	PAY RATE	FTE	PERMANENT BUDGET
OPERATING EXPENSE								
TOTAL NET OPERATING EXPENSES								0
COST OBJECT TOTAL								0

GENERAL OPERATING BUDGET
DEPARTMENTAL BUDGET LISTING
 Fiscal Period July 1, 2010 through June 30, 2011
UNIVERSITY OF NEBRASKA CENTRAL ADMINISTRATION
EXCLUDING UNCSN

SUB PROGRAM:
 DEPARTMENT:
 COST OBJECT:

DESCRIPTION	TITLE	POSITION	JOB CLASS	TERM	ANNUAL HOURS	PAY RATE	FTE	PERMANENT BUDGET
OPERATING EXPENSE								
TOTAL NET OPERATING EXPENSES								0
COST OBJECT TOTAL								0

GENERAL OPERATING BUDGET
DEPARTMENTAL BUDGET LISTING
 Fiscal Period July 1, 2010 through June 30, 2011
UNIVERSITY OF NEBRASKA CENTRAL ADMINISTRATION
EXCLUDING UNCSN

SUB PROGRAM:
 DEPARTMENT:
 COST OBJECT:

DESCRIPTION	TITLE	POSITION	JOB CLASS	TERM	ANNUAL HOURS	PAY RATE	FTE	PERMANENT BUDGET
OPERATING EXPENSE								
TOTAL NET OPERATING EXPENSES								0
COST OBJECT TOTAL								0

GENERAL OPERATING BUDGET
DEPARTMENTAL BUDGET LISTING
 Fiscal Period July 1, 2010 through June 30, 2011
UNIVERSITY OF NEBRASKA CENTRAL ADMINISTRATION
EXCLUDING UNCSN

SUB PROGRAM:
 DEPARTMENT:
 COST OBJECT:

DESCRIPTION	TITLE	POSITION	JOB CLASS	TERM	ANNUAL HOURS	PAY RATE	FTE	PERMANENT BUDGET
OPERATING EXPENSE								
TOTAL NET OPERATING EXPENSES								0
COST OBJECT TOTAL								0

GENERAL OPERATING BUDGET
DEPARTMENTAL BUDGET LISTING
 Fiscal Period July 1, 2010 through June 30, 2011
UNIVERSITY OF NEBRASKA CENTRAL ADMINISTRATION
EXCLUDING UNCSN

SUB PROGRAM:
 DEPARTMENT:
 COST OBJECT:

DESCRIPTION	TITLE	POSITION	JOB CLASS	TERM	ANNUAL HOURS	PAY RATE	FTE	PERMANENT BUDGET
OPERATING EXPENSE								
TOTAL NET OPERATING EXPENSES								441,686
COST OBJECT TOTAL								441,686

GENERAL OPERATING BUDGET
DEPARTMENTAL BUDGET LISTING
 Fiscal Period July 1, 2010 through June 30, 2011
UNIVERSITY OF NEBRASKA CENTRAL ADMINISTRATION
EXCLUDING UNCSN

SUB PROGRAM:
 DEPARTMENT:
 COST OBJECT:

DESCRIPTION	TITLE	POSITION	JOB CLASS	TERM	ANNUAL HOURS	PAY RATE	FTE	PERMANENT BUDGET
OPERATING EXPENSE								
TOTAL NET OPERATING EXPENSES								254,819
COST OBJECT TOTAL								254,819

GENERAL OPERATING BUDGET
DEPARTMENTAL BUDGET LISTING
Fiscal Period July 1, 2010 through June 30, 2011
UNIVERSITY OF NEBRASKA CENTRAL ADMINISTRATION
EXCLUDING UNCSN

SUB PROGRAM:
DEPARTMENT:
COST OBJECT:

DESCRIPTION	TITLE	POSITION	JOB CLASS	TERM	ANNUAL HOURS	PAY RATE
-------------	-------	----------	--------------	------	-----------------	-------------

GENERAL OPERATING BUDGET
DEPARTMENTAL BUDGET LISTING
 Fiscal Period July 1, 2010 through June 30, 2011
UNIVERSITY OF NEBRASKA CENTRAL ADMINISTRATION
EXCLUDING UNCSN

SUB PROGRAM:
DEPARTMENT:
COST OBJECT:

DESCRIPTION	TITLE	POSITION	JOB CLASS	TERM	ANNUAL HOURS	PAY RATE	FTE	PERMANENT BUDGET
OPERATING EXPENSE								
TOTAL NET OPERATING EXPENSES								1,200,000
COST OBJECT TOTAL								1,200,000

GENERAL OPERATING BUDGET
DEPARTMENTAL BUDGET LISTING
 Fiscal Period July 1, 2010 through June 30, 2011
UNIVERSITY OF NEBRASKA CENTRAL ADMINISTRATION
EXCLUDING UNCSN

SUB PROGRAM:
DEPARTMENT:
COST OBJECT:

DESCRIPTION	TITLE	POSITION	JOB CLASS	TERM	ANNUAL HOURS	PAY RATE	FTE	PERMANENT BUDGET
OPERATING EXPENSE								
TOTAL NET OPERATING EXPENSES								4,000,000
COST OBJECT TOTAL								4,000,000

GENERAL OPERATING BUDGET
DEPARTMENTAL BUDGET LISTING
 Fiscal Period July 1, 2010 through June 30, 2011
UNIVERSITY OF NEBRASKA CENTRAL ADMINISTRATION
EXCLUDING UNCSN

SUB PROGRAM:
 DEPARTMENT:
 COST OBJECT:

DESCRIPTION	TITLE	POSITION	JOB CLASS	TERM	ANNUAL HOURS	PAY RATE	FTE	PERMANENT BUDGET
OPERATING EXPENSE								
TOTAL NET OPERATING EXPENSES								150,000
COST OBJECT TOTAL								150,000

GENERAL OPERATING BUDGET
DEPARTMENTAL BUDGET LISTING
 Fiscal Period July 1, 2010 through June 30, 2011
UNIVERSITY OF NEBRASKA CENTRAL ADMINISTRATION
EXCLUDING UNCSN

SUB PROGRAM:
 DEPARTMENT:
 COST OBJECT:

DESCRIPTION	TITLE	POSITION	JOB CLASS	TERM	ANNUAL HOURS	PAY RATE	FTE	PERMANENT BUDGET
NONFACULTY								
513000 MGR/PROFESSIONAL SAL								
							1.000	34,501
							1.000	34,501
BENEFITS								

GENERAL OPERATING BUDGET
DEPARTMENTAL BUDGET LISTING
 Fiscal Period July 1, 2010 through June 30, 2011
UNIVERSITY OF NEBRASKA CENTRAL ADMINISTRATION
EXCLUDING UNCSN

SUB PROGRAM:
 DEPARTMENT:
 COST OBJECT:

DESCRIPTION	TITLE	POSITION	JOB CLASS	TERM	ANNUAL HOURS	PAY RATE	FTE	PERMANENT BUDGET
OPERATING EXPENSE								
TOTAL NET OPERATING EXPENSES								200,000
COST OBJECT TOTAL								200,000

GENERAL OPERATING BUDGET
DEPARTMENTAL BUDGET LISTING
Fiscal Period July 1, 2010 through June 30, 2011
UNIVERSITY OF NEBRASKA CENTRAL ADMINISTRATION
EXCLUDING UNCSN

SUB PROGRAM:
DEPARTMENT:
COST OBJECT:

DESCRIPTION	TITLE	POSITION
-------------	-------	----------


GENERAL OPERATING BUDGET
DEPARTMENTAL BUDGET LISTING
Fiscal Period July 1, 2010 through June 30, 2011
UNIVERSITY OF NEBRASKA CENTRAL ADMINISTRATION
COMPUTER SERVICES NETWORK

SUB PROGRAM:
DEPARTMENT:
COST OBJECT:

DESCRIPTION	TITLE	POSITION
-------------	-------	----------

DEPARTMENTAL BUDGET LISTING

DEPARTMENTAL BUDGET LISTING



GENERAL OPERATING BUDGET
DEPARTMENTAL BUDGET LISTING
 Fiscal Period July 1, 2010 through June 30, 2011
UNIVERSITY OF NEBRASKA CENTRAL ADMINISTRATION
COMPUTER SERVICES NETWORK

SUB PROGRAM:
 DEPARTMENT:
 COST OBJECT:

DESCRIPTION	TITLE	POSITION	JOB CLASS	TERM	ANNUAL HOURS	PAY RATE	FTE	PERMANENT BUDGET
OPERATING EXPENSE								
TOTAL NET OPERATING EXPENSES								20,200
COST OBJECT TOTAL								20,200

GENERAL OPERATING BUDGET
DEPARTMENTAL BUDGET LISTING
 Fiscal Period July 1, 2010 through June 30, 2011
UNIVERSITY OF NEBRASKA CENTRAL ADMINISTRATION
COMPUTER SERVICES NETWORK

SUB PROGRAM:
 DEPARTMENT:
 COST OBJECT:


DESCRIPTION	TITLE	POSITION	JOB CLASS	TERM	ANNUAL HOURS	PAY RATE	FTE	PERMANENT BUDGET
NONFACULTY								
517000 OTH SAL/WAG/PERS SRV								
							0	30,000
							0.000	30,000
								30,000
OPERATING EXPENSE								
								124,410
								154,410



GENERAL OPERATING BUDGET
DEPARTMENTAL BUDGET LISTING
Fiscal Period July 1, 2010 through June 30, 2011
UNIVERSITY OF NEBRASKA CENTRAL ADMINISTRATION
COMPUTER SERVICES NETWORK

SUB PROGRAM:
DEPARTMENT:
COST OBJECT:

DESCRIPTION	TITLE	POSITION	JOB CLASS	TERM	ANNUAL HOURS	PAY RATE	FTE	PERMANENT BUDGET
-------------	-------	----------	-----------	------	--------------	----------	-----	------------------



DEPARTMENTAL BUDGET LISTING
Fiscal Period July 1, 2010 through June 30, 2011

GENERAL OPERATING BUDGET
 DEPARTMENTAL BUDGET LISTING
 Fiscal Period July 1, 2010 through June 30, 2011
 UNIVERSITY OF NEBRASKA CENTRAL ADMINISTRATION
 COMPUTER SERVICES NETWORK

SUB PROGRAM:
 DEPARTMENT:
 COST OBJECT:

DESCRIPTION	TITLE	POSITION	JOB CLASS	TERM	ANNUAL HOURS	PAY RATE	FTE	PERMANENT BUDGET	
NONFACULTY									
513000 MGR/PROFESSIONAL SAL									
							TOTAL 513000 MGR/PROFESSIONAL SAL	25.600	1,985,076
514000 CLER/TECH/SERV WAGES									
							SUBTOTAL NONFACULTY	26.600	2,016,197
							SUBTOTAL SALARIES & WAGES	26.600	2,016,197
BENEFITS									

GENERAL OPERATING BUDGET
DEPARTMENTAL BUDGET LISTING
Fiscal Period July 1, 2010 through June 30, 2011
UNIVERSITY OF NEBRASKA CENTRAL ADMINISTRATION
COMPUTER SERVICES NETWORK

SUB PROGRAM:

COST OBJECT:

TITLE

GENERAL OPERATING BUDGET
DEPARTMENTAL BUDGET LISTING
 Fiscal Period July 1, 2010 through June 30, 2011
UNIVERSITY OF NEBRASKA CENTRAL ADMINISTRATION
COMPUTER SERVICES NETWORK

SUB PROGRAM:
 DEPARTMENT:
 COST OBJECT:

DESCRIPTION	TITLE	POSITION	JOB CLASS	TERM	ANNUAL HOURS	PAY RATE	FTE	PERMANENT BUDGET
OPERATING EXPENSE								
TOTAL NET OPERATING EXPENSES								-82,747
COST OBJECT TOTAL								-82,747

GENERAL OPERATING BUDGET
DEPARTMENTAL BUDGET LISTING
 Fiscal Period July 1, 2010 through June 30, 2011
UNIVERSITY OF NEBRASKA CENTRAL ADMINISTRATION
COMPUTER SERVICES NETWORK

SUB PROGRAM:
 DEPARTMENT:
 COST OBJECT:

DESCRIPTION	TITLE	POSITION	JOB CLASS	TERM	ANNUAL HOURS	PAY RATE	FTE	PERMANENT BUDGET
OPERATING EXPENSE								
TOTAL NET OPERATING EXPENSES								109,443
COST OBJECT TOTAL								109,443

GENERAL OPERATING BUDGET
DEPARTMENTAL BUDGET LISTING
Fiscal Period July 1, 2010 through June 30, 2011
UNIVERSITY OF NEBRASKA CENTRAL ADMINISTRATION
COMPUTER SERVICES NETWORK

SUB PROGRAM:
DEPARTMENT:
COST OBJECT:

DESCRIPTION	TITLE	POSITION	JOB CLASS	TERM	ANNUAL HOURS	PAY RATE	FTE	PERMANENT BUDGET
FACULTY								
511000 TENURED FACULTY SALARIES								
							0	62,998
SUBTOTAL FACULTY								
NONFACULTY								
513000 MGR/PROFESSIONAL SAL								
							5.000	315,000
TOTAL 513000 MGR/PROFESSIONAL SAL								
518960 NEGATIVE BUDGET-MGR/PROF WAGES								
							5.000	-86,940
SUBTOTAL NONFACULTY								
							5.000	-23,942
SUBTOTAL SALARIES & WAGES								
BENEFITS								
								86,977
SUBTOTAL BENEFITS								
								63,035
TOTAL PERSONAL SERVICES								
								63,035
COST OBJECT TOTAL								

GENERAL OPERATING BUDGET
DEPARTMENTAL BUDGET LISTING
Fiscal Period July 1, 2010 through June 30, 2011
UNIVERSITY OF NEBRASKA CENTRAL ADMINISTRATION
COMPUTER SERVICES NETWORK

SUB PROGRAM:
DEPARTMENT:
COST OBJECT:

DESCRIPTION	TITLE	POSITION	JOB CLASS	TERM	ANNUAL HOURS	PAY
-------------	-------	----------	-----------	------	--------------	-----

DEPARTMENTAL BUDGET LISTING

GENERAL OPERATING BUDGET
DEPARTMENTAL BUDGET LISTING
Fiscal Period July 1, 2010 through June 30, 2011
UNIVERSITY OF NEBRASKA CENTRAL ADMINISTRATION
COMPUTER SERVICES NETWORK

SUB PROGRAM:

TITLE

GENERAL OPERATING BUDGET
DEPARTMENTAL BUDGET LISTING
 Fiscal Period July 1, 2010 through June 30, 2011
UNIVERSITY OF NEBRASKA CENTRAL ADMINISTRATION
COMPUTER SERVICES NETWORK

SUB PROGRAM:
DEPARTMENT:
COST OBJECT:

DESCRIPTION	TITLE	POSITION	JOB CLASS	TERM	ANNUAL HOURS	PAY RATE	FTE	PERMANENT BUDGET
OPERATING EXPENSE								
TOTAL NET OPERATING EXPENSES								211,808
COST OBJECT TOTAL								211,808

GENERAL OPERATING BUDGET
DEPARTMENTAL BUDGET LISTING
 Fiscal Period July 1, 2010 through June 30, 2011
UNIVERSITY OF NEBRASKA CENTRAL ADMINISTRATION
COMPUTER SERVICES NETWORK

SUB PROGRAM:
 DEPARTMENT:
 COST OBJECT:

DESCRIPTION	TITLE	POSITION	JOB CLASS	TERM	ANNUAL HOURS	PAY RATE	FTE	PERMANENT BUDGET
OPERATING EXPENSE								
TOTAL NET OPERATING EXPENSES								159,938
COST OBJECT TOTAL								159,938

GENERAL OPERATING BUDGET
DEPARTMENTAL BUDGET LISTING
 Fiscal Period July 1, 2010 through June 30, 2011
UNIVERSITY OF NEBRASKA CENTRAL ADMINISTRATION
COMPUTER SERVICES NETWORK

SUB PROGRAM:
DEPARTMENT:
COST OBJECT:

DESCRIPTION	TITLE	POSITION	JOB CLASS	TERM	ANNUAL HOURS	PAY RATE	FTE	PERMANENT BUDGET
OPERATING EXPENSE								
TOTAL NET OPERATING EXPENSES								83,427
COST OBJECT TOTAL								83,427

GENERAL OPERATING BUDGET
DEPARTMENTAL BUDGET LISTING
 Fiscal Period July 1, 2010 through June 30, 2011
UNIVERSITY OF NEBRASKA CENTRAL ADMINISTRATION
COMPUTER SERVICES NETWORK

SUB PROGRAM:
 DEPARTMENT:
 COST OBJECT:

DESCRIPTION	TITLE	POSITION	JOB CLASS	TERM	ANNUAL HOURS	PAY RATE	FTE	PERMANENT BUDGET
OPERATING EXPENSE								
TOTAL NET OPERATING EXPENSES								279,600
COST OBJECT TOTAL								279,600

GENERAL OPERATING BUDGET
DEPARTMENTAL BUDGET LISTING
 Fiscal Period July 1, 2010 through June 30, 2011
UNIVERSITY OF NEBRASKA CENTRAL ADMINISTRATION
COMPUTER SERVICES NETWORK

SUB PROGRAM:
 DEPARTMENT:
 COST OBJECT:

DESCRIPTION	TITLE	POSITION	JOB CLASS	TERM	ANNUAL HOURS	PAY RATE	FTE	PERMANENT BUDGET
OPERATING EXPENSE								
TOTAL NET OPERATING EXPENSES								198,523
COST OBJECT TOTAL								198,523

GENERAL OPERATING BUDGET
DEPARTMENTAL BUDGET LISTING
Fiscal Period July 1, 2010 through June 30, 2011
UNIVERSITY OF NEBRASKA CENTRAL ADMINISTRATION
COMPUTER SERVICES NETWORK

SUB PROGRAM:
DEPARTMENT:
COST OBJECT:

DESCRIPTION	TITLE	POSITION	JOB CLASS	TERM	ANNUAL HOURS	PAY RATE	FTE	
-------------	-------	----------	-----------	------	--------------	----------	-----	--

ALPHABETICAL LISTING OF COST OBJECTS
 Univ of Nebr Central Administration
 Central Administration

Code	Value	Code	Value
A		I	
000	0	000	0
001	0	001	0
002	0	002	0
003	0	003	0
B		L	
000	0	000	0
001	0	001	0
C		M	
000	0	000	0
001	0	001	0
D		N	
000	0	000	0
001	0	001	0
002	0	002	0
E		O	
000	0	000	0
001	0	001	0
002	0	002	0
003	0	003	0
004	0	004	0
005	0	005	0
006	0	006	0
G		P	
000	0	000	0
001	0	001	0
H			
000	0		

ALPHABETICAL LISTING OF COST OBJECTS
 Univ of Nebr Central Administration
 Central Administration

0-0	0	0
0-0	0	3
0-0	0	2
0-0	0	2
R		
0-0	0	2
S		
0-0	0	5
0-0	0	2
T		
0-0	0	3
U		
0-0	0	5
0-0	0	0
0-0	0	2
V		
0-0	0	0
0-0	0	0
W		
0-0	0	3

NUMERIC LISTING OF COST OBJECTS
 Univ of Nebr Central Administration
 Central Administration

91-2320-0100	Optometry Student Contracts	5685	91-4620-2540	OWW - Customer Service	5733
91-3101-0100	Epscor	5686	91-4620-2590	OWW - Reserves	5734
91-3101-0200	Epscor Non-Match	5687	91-4625-0400	Self Insurance	5735
91-3201-0100	Nebraska Research Initiative	5689	91-4625-0700	Das Accounting Services	5736
91-3301-0100	Def Repair & Maint Fund	5690	91-4630-0100	Health Insurance	5737
91-3301-0200	Depreciation Expense	5691	91-4630-0200	Intercampus Development Fund	5738
91-4101-0200	Board of Regents	5692	91-4630-0250	One Time Strategic Priorities	5739
91-4105-0100	Presidents Office	5693	91-4630-0300	Equity and Diversity Initatives	5740
91-4105-0200	Equipment & Related Exp	5694	93-9770-0200	Administrative Systems Clearing	5742
91-4105-1200	President Market/Equity Salary Pool	5695	93-9770-0400	Aircraft Operations	5743
91-4105-1400	Internal Audit	5696			
91-4110-0100	University Affairs	5697			
91-4110-0110	Marketing	5698			
91-4115-0100	Law Library	5699			
91-4115-0200	Vice President & General Counsel	5700			
91-4120-0100	Executive Vice President and Provost	5702			
91-4120-0110	Equity and Diversity Office	5703			
91-4120-0130	International Affairs Expenses	5704			
91-4125-0100	Vice President for Business & Finance	5705			
91-4125-0130	ARDC Remediation	5707			
91-4125-0300	Printing & Related Exp	5708			
91-4125-0400	Insur Redistribution	5709			
91-4125-0500	Building Operations	5710			
91-4125-0600	Workers Compensation	5711			
91-4130-0500	Memberships & Dues	5712			
91-4130-0600	Consultant Services	5713			
91-4130-1100	General Operations	5714			
91-4130-1120	UNCA Student Wages	5715			
91-4201-0200	Project Management	5723			
91-4201-0260	SIS Technical Support	5724			
91-4620-0500	Administrative Systems Group	5725			
91-4620-0590	NSCS Admin System	5726			
91-4620-2200	P-16 Initiative	5727			
91-4620-2400	POE Peter Kiewit Institute	5728			
91-4620-2500	University of Nebraska Online/Worldwide	5729			
91-4620-2510	OWW - Marketing	5730			
91-4620-2520	OWW - Program Development	5731			
91-4620-2530	OWW - Communities Practice	5732			

APLHABETICAL LISTING OF STAFF

Univ of Nebr Central Administration
Central Administration

Alvarez, Lori A	5725	Melton, Sheryl L	5725
Bailey, Candace S	5705	Millard, Melissa J	5728
Bateman, Arnold J	5729	Miller, Gail A	5693
Beachler, Shelly R	5697	Milliken, James B	5693,5717
Blinde, Loren	5725	Mukusha, Edwin	5725
Brink, Gloria Y	5725	Odabasi, Turan Paul	5700
Burns, Donal J	5692	Pedersen, Joel D	5700
Carlson, Barbara J	5725	Pokkula Hariram, Udairam	5724
Casad, Cheryl A	5700	Pratt, Linda Ray	5702
Choobineh, F Fred	5686,5688	Reeser, Jenny L	5697
Davids, Julie A	5725	Reynoldson, Rory L	5724
Dietze, Keith A	5705	Robertus, Catherine L	5702
Einspahr, Tim R	5725	Roebke, Madeline E	5700
Ellis, Leah Renee	5728	Roth, Karla Marie	5686,5688
Farrell, Thomas A	5702	Rowson, Joseph P	5718,5719,5727
Faustman, Nicholas E	5697	Schlichting, Brian T	5705
Gade-Jones, Trisha N	5696	Schlitt, Karl H	5724
Goin, Denise A	5724	Schrodt, Jennifer L	5729
Grosskopf, Kristin K	5729	Schweitzer, Verda M	5705
Haley, Bruce W	5707	Simnitt, Nancy J	5686,5688
Hammons, Matthew C	5697	Spanel, Sheila K	5693
Hausmann, Alicia A	5693,5705	Spellman, Richard A	5700
Hoffmann, Richard J	5702	Stephan, Sharon R	5697
Holdren, Jeanne	5692,5702	Stephens, Deborah K	5693
Horn, Christy A	5705	Stoa, Karen L	5705
Justus, Michael D	5696	Sutton, Jayne B	5693
Kabourek, Christopher J	5705	Taege, Tedde J	5725
Koller, Rebecca H	5705	Troutman, Dara L	5693
Komenda, Melisa K	5720	Vogel, Stephanie J	5686,5688
Kotsiopoulos, Peter G	5697	Weaver, Rory J	5723
Lauber, Keith L	5705	Weeks, Lauren M	5728
Lechner, David E	5705	Wiltse, John C	5700
Lee, Melissa L	5697	Wimes, Edward D	5705
Lenzen, Karen S	5725	Withem, Ronald E	5697
Levitov, Peter S	5700	Yates, Kristin E	5702
Lipins, Peteris	5702	Young, Patricia L	5741
Lynch, William F	5720	Zimmerman, Dale A	5725
Mahler, Marty C	5727	Zink, Nicole A	5705
Malousek, Shannon L	5702,5719	Zulkoski-Benson, Sarah D	5686,5688
Maurer, Carmen K	5700		
McGinnis, Michael L	5728		

APLHABETICAL LISTING OF STAFF

Univ of Nebr Central Administration
 Computing Services Network

Aden, Linda L	5750	Hattan, Kristy J	5753	Vogeley, Karen M	5753
Anthony, Steve P	5756	Hollenbeck, Heath R	5753	Weir, Walter G	5744
Arnold, Charles W	5753	Hopper, Kevin S	5754	Williams, Darin T	5753
Bailey, Candace S	5746	Howard, Mark K	5760	Williams, Russell D	5756
Barnett, Jefferson D	5753	Hughes, Dennis J	5753	Woitaszewski, Mark S	5754
Begay, Bruce W	5753	Johnson, Carl A	5756	Yanamadala, Rajesh	5753
Black, Zachary R	5754	Kasl, Jared P	5750	Young, John F	5750
Boilesen, Christopher C	5753	Kasl, Kay A	5756	Zemke, James R	5756
Bret, John V	5753	Kersten, Karen K	5756	Zoz, Eric D	5756
Brindley, Todd C	5750	Kile, Danny R	5756		
Brown, Lori	5750	Klein, Margaret E	5756		
Bush, Todd A	5753	Korth, Roger D	5756		
Campbell, Leonard	5753	Larson, Bradley D	5756		
Cashmere, Christopher	5753	Lee, Susan J	5753		
Castaneda, Conrad R	5754	Lugan, Cynthia K	5754		
Church, Susan F	5745	Mattke, Matthew L	5753		
Crossgrove, Arlean E	5756	Mauk, Joshua W	5744		
Crossgrove, Dennis D	5753	McCoy, Pamela A	5750		
Davison Jr, Francis M	5760	McHargue, Roberta L	5753		
Dinh, Nhat Q	5756	Mientka, Ben S	5747		
Dolezal, Frank J	5750	Mihulka, Donald C	5744		
Dvorak, Dwayne C	5753	Mulligan, Greta A	5750		
Ellis, Michael H	5753	Noble, JonRoss	5750		
Embree, Warren C	5756	Nordstrom, Robert E	5756		
Evans, Douglas J	5754	Polacek, Ruth A	5745		
Ferrin, John James	5753	Polenske, Cheri L	5760		
Fields, Michael A	5756	Popelka, David O	5756		
Fitzgerald, Bryan S	5753	Poppe, Shannon M	5760		
Fuller, Mary A	5756	Putney, Geoff W	5760		
Gano, Anthony T	5753	Pyle, Eunice	5754		
Gartner, Sheryl L	5745	Pyle, William S	5756		
Geary, Chris A	5750	Quade, Edward W	5753		
Golden, Rick D	5744	Richter, James H	5753		
Goldenstein, Randall D	5756	Roach, Leona	5753		
Goodson, Lloyd E	5756	Rumbaugh, Ryan A	5756		
Gray, Greg A	5753	Schmersal, Erik M	5753		
Green, Merlin J	5756	Settles, Diane R	5753		
Hall, Steven J	5753	Snook, Mark A	5756		
Hansen, Caren C	5756	Souza, Dayna E	5745		
Hanshaw, Vernon Gayle	5756	Spanel, Sheila K	5744		
Harper, Kimberly KG	5745	Strain, Christie S	5754		
		Susman, Katharine M	5756		